


# LightGraphix

Creative Lighting Solutions



## FINISHES GUIDE















2022

With over 43 years' experience supplying lighting projects, we have accumulated an extensive knowledge of how various materials perform in different environments. We have used this expertise to develop a range of high-quality and unique finishes, for both interior and exterior applications. In the guidance below, we have made recommendations on which materials are best suited to various interior, exterior and marine applications. A key explaining the application icons used is displayed at the bottom of each page.

Over time all finishes will succumb to some form of wear and tear, but it is possible to prolong their appearance with regular maintenance. On page 4 of this guide, you will find some general tips for practicing this.














Please be aware that not all the finishes shown within this guide are available for all products. Finishes are typically specified on our product datasheets, but we recommend speaking with your LightGraphix contact or emailing [light@lightgraphix.biz](mailto:light@lightgraphix.biz) if you have any questions, or if a requirement is not listed.

## MACHINED & PLATED FINISHES

Material	Finish	Application	Description
Stainless Steel	 316 Stainless Steel	   	<ul style="list-style-type: none"> <li>&gt; Machined marine grade 316 Stainless Steel</li> <li>&gt; Machined finish as standard</li> <li>&gt; Extremely durable with very high corrosion resistance</li> <li>&gt; Passivation recommended for marine environments to further strengthen corrosion resistance if fitting is to be continuously subjected to salt water</li> </ul>
	 Polished & Passivated 316 Stainless Steel	   	<ul style="list-style-type: none"> <li>&gt; Machined marine grade 316 Stainless Steel</li> <li>&gt; Pristine mirror like finish</li> <li>&gt; Recommended for environments with high levels of chlorine and saline</li> <li>&gt; Passivated to extensively prolong resistance to corrosion and brown stains caused by oxidation in marine environments</li> <li>&gt; Not recommended for walkover applications</li> </ul>
	 Satin	   	<ul style="list-style-type: none"> <li>&gt; Marine grade 316 Stainless Steel</li> <li>&gt; Bead blasted to create a matt surface of similar colour to silver anodising</li> <li>&gt; If used externally, the finish will need to be passivated to retain durability</li> </ul>
Brass	 Machined	   	<ul style="list-style-type: none"> <li>&gt; Machined solid CZ121 brass</li> <li>&gt; Machined finish as standard</li> <li>&gt; Rated fair to excellent for corrosion resistance</li> <li>&gt; Brass naturally forms a green/brown patination layer after long term exposure to the elements, but the extent of discolouration is dependant on its location and regular cleaning</li> </ul>
	 Polished	  	<ul style="list-style-type: none"> <li>&gt; Machined solid brass CZ121 bezel</li> <li>&gt; Pristine mirror like finish</li> <li>&gt; Regular cleaning and lacquer recommended to prevent green/brown patination layer forming after longterm exposure to the elements</li> <li>&gt; Not recommended for walkover applications</li> </ul>
	 Antique Machined Brass	   	<ul style="list-style-type: none"> <li>&gt; Machined solid brass CZ121 bezel</li> <li>&gt; Patination is applied and relieved producing a distressed look</li> <li>&gt; Slight colour variance between bezels due to the hand finished nature</li> <li>&gt; Not recommended for high traffic walkover applications</li> </ul>
Bronze	 Flamed Solid Bronze	   	<ul style="list-style-type: none"> <li>&gt; Machined from solid bronze and hand-flamed</li> <li>&gt; Contemporary dark matt finish</li> <li>&gt; Slight colour variance between bezels due to the hand finished nature</li> <li>&gt; Bronze will not corrode, but will age nicely over time, forming a natural dark patination layer. Colour will depend on location and elements it is subjected to.</li> </ul>
	 Antique Machined Bronze	   	<ul style="list-style-type: none"> <li>&gt; Machined flamed solid bronze bezel which has been relieved to achieve an antique distressed look</li> <li>&gt; Slight colour variance between bezels due to the hand finished nature</li> <li>&gt; Not recommended for walkover applications</li> </ul>

Application Key:  In-ground  Exterior  Interior  Marine

























\*Note on dissimilar metals - when aluminium is in contact with both an electrolyte (like seawater) and dissimilar metals like stainless steel, galvanic corrosion can occur. The effect is worse with copper, brass and bronze. As most of our bodies are manufactured from aluminium, care needs to be taken when installing our products in wet environments. Always specify a fixing sleeve if being used externally as this adds protection. A fitting with brass or bronze screws threaded into aluminium should not be used outdoors.

Material	Finish	Application	Description
Aluminium	 Silver Anodised	   	<ul style="list-style-type: none"> <li>&gt; Available on aluminium products only (typically downlights, linear and surface mounted products), refer to product data sheets.</li> <li>&gt; Bezels and surface mounted products are anodised to 25 microns</li> <li>&gt; Exterior aluminium bodies are anodised to a thickness of 50 microns</li> <li>&gt; Depending on the application, aluminium bezel, linear and surface mounted products can be painted (please see paint finishes section for guidance)</li> <li>&gt; Particularly robust material for marine environments</li> </ul>
	 Black Anodised		
Plated	 Chrome	  	<ul style="list-style-type: none"> <li>&gt; Plated onto stainless steel or brass dependant on the product</li> <li>&gt; Polished mirror finish</li> <li>&gt; A lacquer is recommended for copper finish to prevent discolouration</li> <li>&gt; Copper is not recommended for marine applications</li> <li>&gt; Nickel has a slightly warmer colour than Chrome</li> <li>&gt; Regular cleaning will be required to maintain the plated finish</li> </ul>
	 Nickel		
	 Copper		
	 Antique Copper Plated (Formerly BMA)		

Application Key:  In-ground  Exterior  Interior  Marine

\*Note on dissimilar metals - when aluminium is in contact with both an electrolyte (like seawater) and dissimilar metals like stainless steel, galvanic corrosion can occur. The effect is worse with copper, brass and bronze. As most of our bodies are manufactured from aluminium, care needs to be taken when installing our products in wet environments. Always specify a fixing sleeve if being used externally as this adds protection. A fitting with brass or bronze screws threaded into aluminium should not be used outdoors.

**PAINTED FINISHES**

Material	Finish	Application	Description
Powder Coated	 Matt White (RAL 9016)	  	<ul style="list-style-type: none"> <li>&gt; The powder coated finish is smooth and matt</li> <li>&gt; Powder bonds to the metal surface creating a harder and thicker layer of protection, more durable than that of liquid paints</li> <li>&gt; Powder coat paint is generally used on larger stainless steel or anodised aluminium components</li> <li>&gt; Textured Fir Green and Textured Mars Bronze have a light textured finish</li> <li>&gt; Suitable for low traffic in-ground applications</li> </ul>
	 Matt Black (RAL 9005)		
	 Classic Bronze (YM262E)		
	 Textured Fir Green (RAL 6009)		
	 Textured Mars Bronze (SX350F)		
	 Gunmetal Grey (RAL 7021)		
Wet Spray	 White (RAL 9016)	  	<ul style="list-style-type: none"> <li>&gt; 2-pack wet spray</li> <li>&gt; Fine coating with slightly metallic finish</li> <li>&gt; Generally used on small components where intricate parts are involved</li> <li>&gt; In high-saline environments regular cleaning is required</li> <li>&gt; Antique Bronze, Satin Antique Brass and Satin Brass are bespoke colours created by LightGraphix to match our metal finishes</li> </ul>
	 Black (RAL 9005)		
	 Silver Anodised		
	 Antique Bronze		
	 Satin Antique Brass		
	 Satin Brass		
	 Anthracite Grey (RAL 7016)		
Custom	 Any RAL Colour & Custom Materials	   	<ul style="list-style-type: none"> <li>&gt; Any RAL colour code can be specified in our powder coat or wet spray paint</li> <li>&gt; Please refer to the notes above for a guide of where they can be used</li> <li>&gt; If you would like to specify a custom material, please get in touch to discuss</li> </ul>

Application Key:  In-ground  Exterior  Interior  Marine

\*Note on dissimilar metals: When aluminium is in contact with both an electrolyte (like seawater) and dissimilar metals like stainless steel, galvanic corrosion can occur. The effect is worse with copper, brass and bronze. As most of our bodies are manufactured from aluminium, care needs to be taken when installing our products in wet environments. Always specify a fixing sleeve if being used externally as this adds protection. A fitting with brass or bronze screws threaded into aluminium should not be used outdoors.

## GENERAL MAINTENANCE TIPS

- > All types of finishes should be cleaned regularly to prolong their aesthetic
- > Always use a soft cotton cloth or flat polishing cloth when cleaning the fitting
- > Apply cleaning agents to the cloth first and not directly to the fitting
- > Use soap or mild alcohol based cleaning detergent liquids
- > Do not use chemical or corrosive acids such as vinegar, hydrochloric acid, formic acid, acetic acid or bleach as this will cause discolouration and destruction of patinas
- > Fittings in environments with high ambient chlorine and saline should be cleaned more frequently to prevent build up of brown stains caused by oxidisation and salt water
- > After cleaning, fittings should be rinsed with clean water and then dried
- > Never use a pressure washer on plated or painted finishes as it will damage the finish
- > Be wary of using grass trimmers or motorised industrial floor scrubbers near in-ground fittings

\*We highly recommend adhering to the above guidance to guarantee the longevity of the finish.



**LightGraphix Ltd**

20 Bourne Road Ind. Park, Crayford, Kent, DA1 4BZ

**Telephone** +44 (0)1322 527629 **Fax** +44 (0)1322 524902

**Email** [light@lightgraphix.co.uk](mailto:light@lightgraphix.co.uk)

**[www.lightgraphix.co.uk](http://www.lightgraphix.co.uk)**